

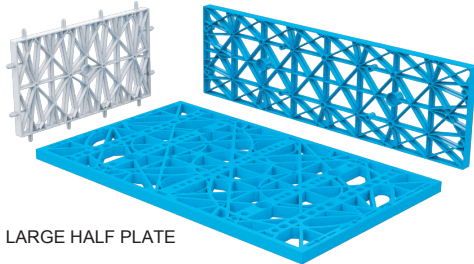
# Ecorain Tank Systems

## Half Tank Assembly Sheet

### Three Plates

SMALL HALF PLATE

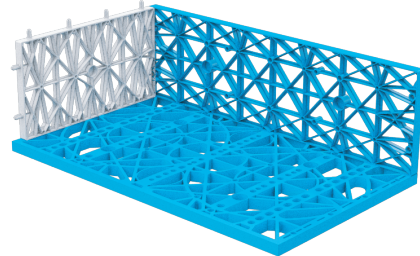
LARGE HALF PLATE



LARGE HALF PLATE

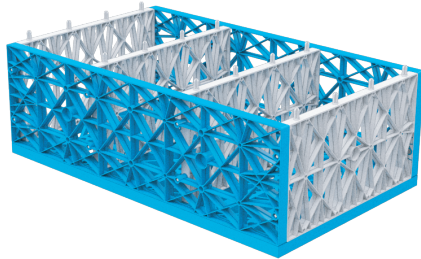
### Step 1

Install pegs of one Small Half Plate into holes of a Large Half Plate.




### Step 2

Spaced evenly, install pegs of the second, third, and end Small Half Plates into holes of the Large Half Plate.




### Step 3

Place and align the second Large Half Plate on the Small Plate ends.




### Step 4

Place structure upright and align a Large Plate over the top, pushing in the pins.



### Step 5

Place and align the second Large Plate with the pegs of the vertical small plates. Use a 2x4 and a dead weight hammer to tap the Large Plate into place.



Disclaimer: All information provided in this publication is correct to the best knowledge of the company and is given out in good faith. This information is intended only as a general guide, no responsibility can be accepted for any errors, omissions or incorrect assumptions. As each project is unique and as Ecorain Tank Systems and its distributors and agents worldwide have no direct control over the methods employed by the user in specifying, installing or supervising of its products hence no responsibility is accepted by Ecorain Tank Systems and its distributors and agents worldwide. Users should satisfy themselves as to the sustainability of the product for their purpose.